



Annual Report 2022

Message from the Superintendent



I am pleased to present the Jefferson County Board of Developmental Disabilities (JCBDD) annual report. This annual report for 2022 highlights the diversity of our program, people served, cost of doing business and revenue earned. As a program serving over 500 people, I am proud of our accomplishments, financial stability, and the support from the citizens of Jefferson County for our program and the families we serve. We will continue to put those whom we serve in the forefront and will continue to seek opportunities for improvement. I hope you find this annual report educational and interesting. If you have any questions, please contact our main office at 740-264-5812.

**Yours truly,
Michael Zinno, Superintendent**

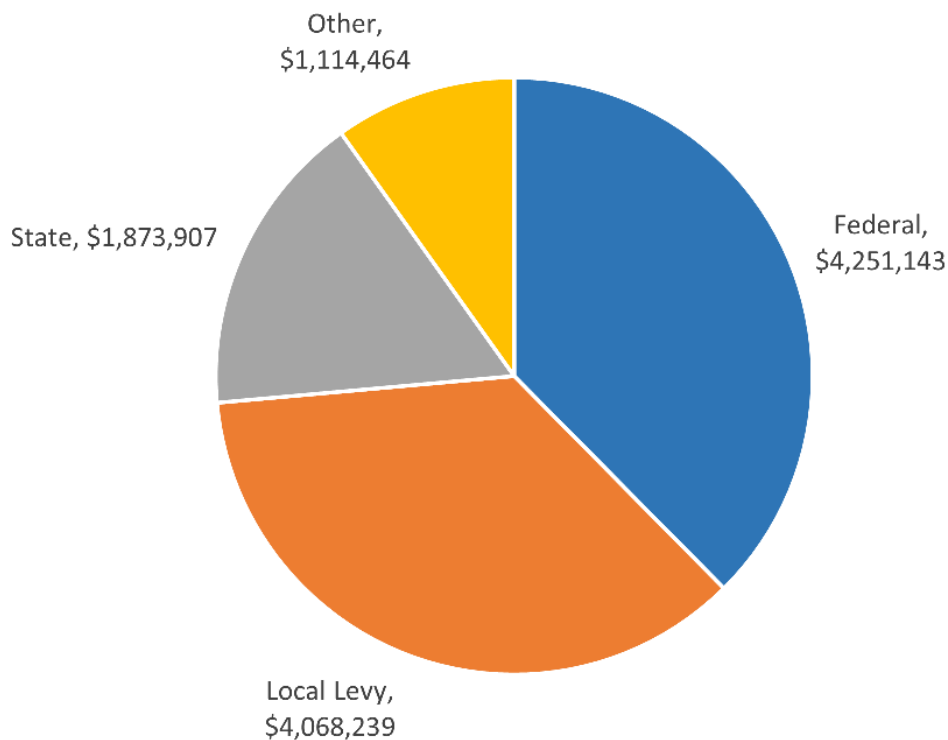
Annual Report

02	Message from the Superintendent
03	Financial Results
04	Customer Results
05	Internal Process Results
06	Learning and Growth Results

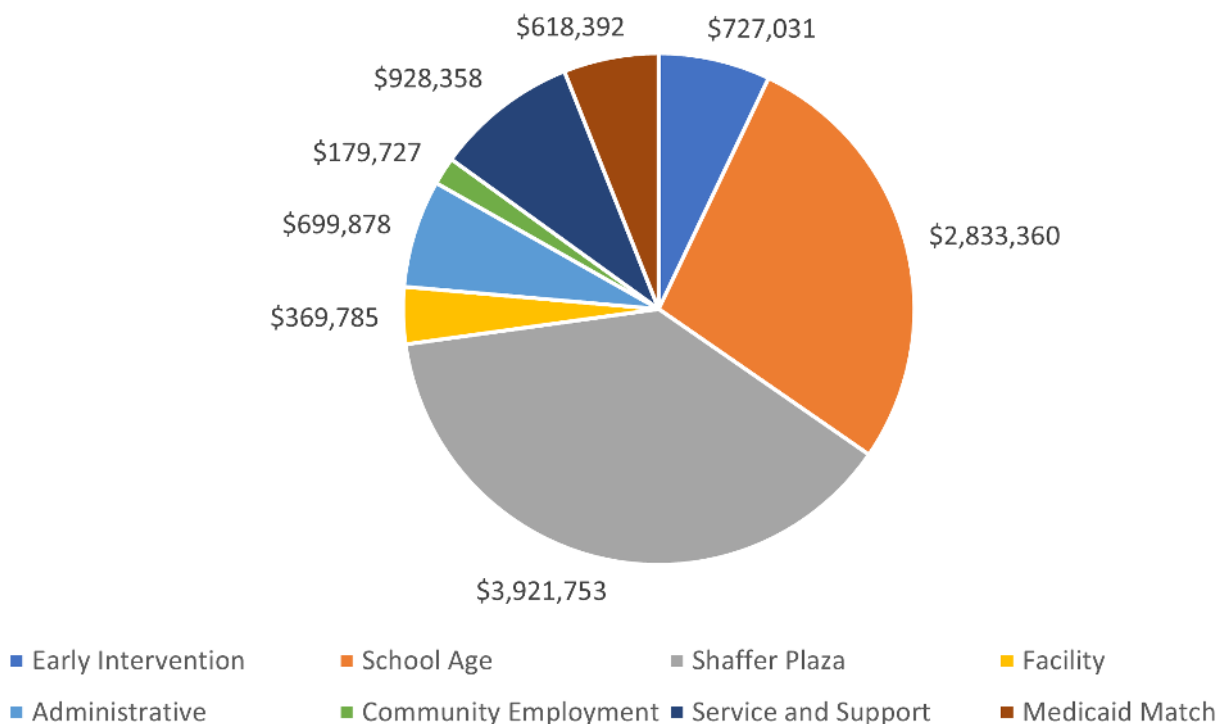
Financial Results

A major focus of the JCBDD was to maintain financial sustainability. To accomplish this the County Board focused on improving the organization's cost efficiency. Below is the key financial results that occurred in 2022.

2022 Total Operating Revenue



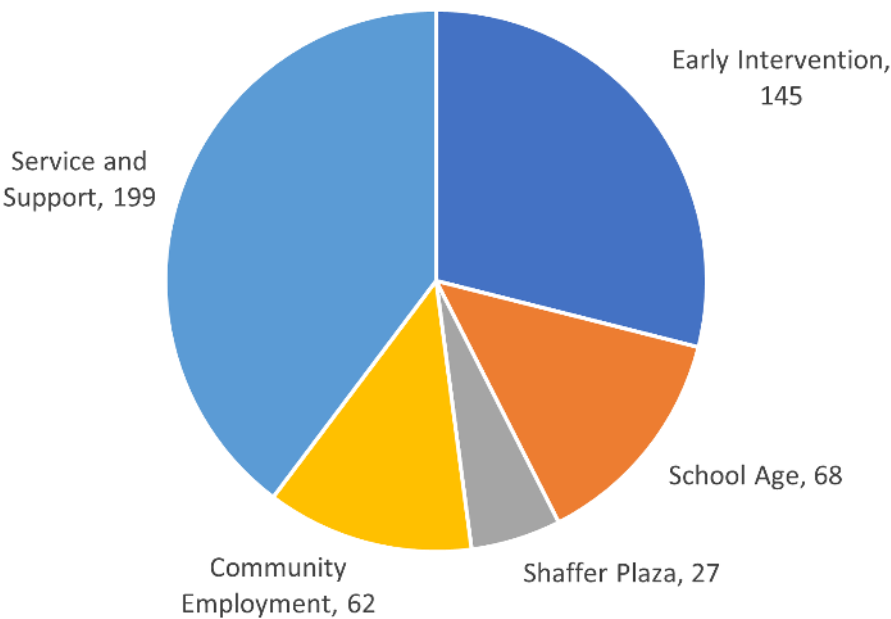
2022 Operating Costs



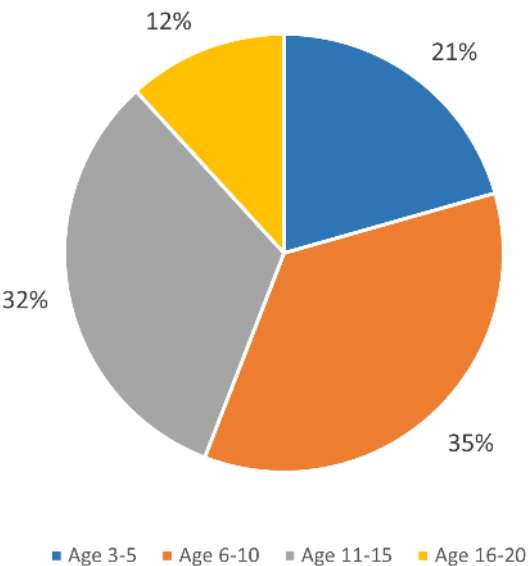
Customer Results

Another key focus area for the JCBDD was to be a resource for its various customers. Below are some of the key customer results for 2022.

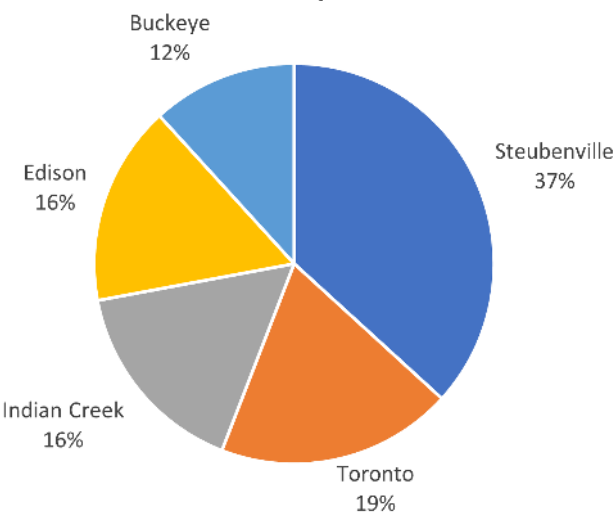
2022 Total People Served



School of Bright Promise
2022 Kids per age group



2022 Kids Served by School District



20% of youth were transitioned back to thier local school district in 2022 to support providing services in the least restrictive environment.

Internal Process Results

To better serve individuals and families with developmental disabilities the JCBDD focused on locating resources to meet the needs of the people served. The key results for 2022 are listed below.



JCBDD served 170 individuals on Medicaid Waivers in 2022.



JCBDD increased the number of Private Providers by 12% from 2021 to 2022 with a total of 41 Private Providers.

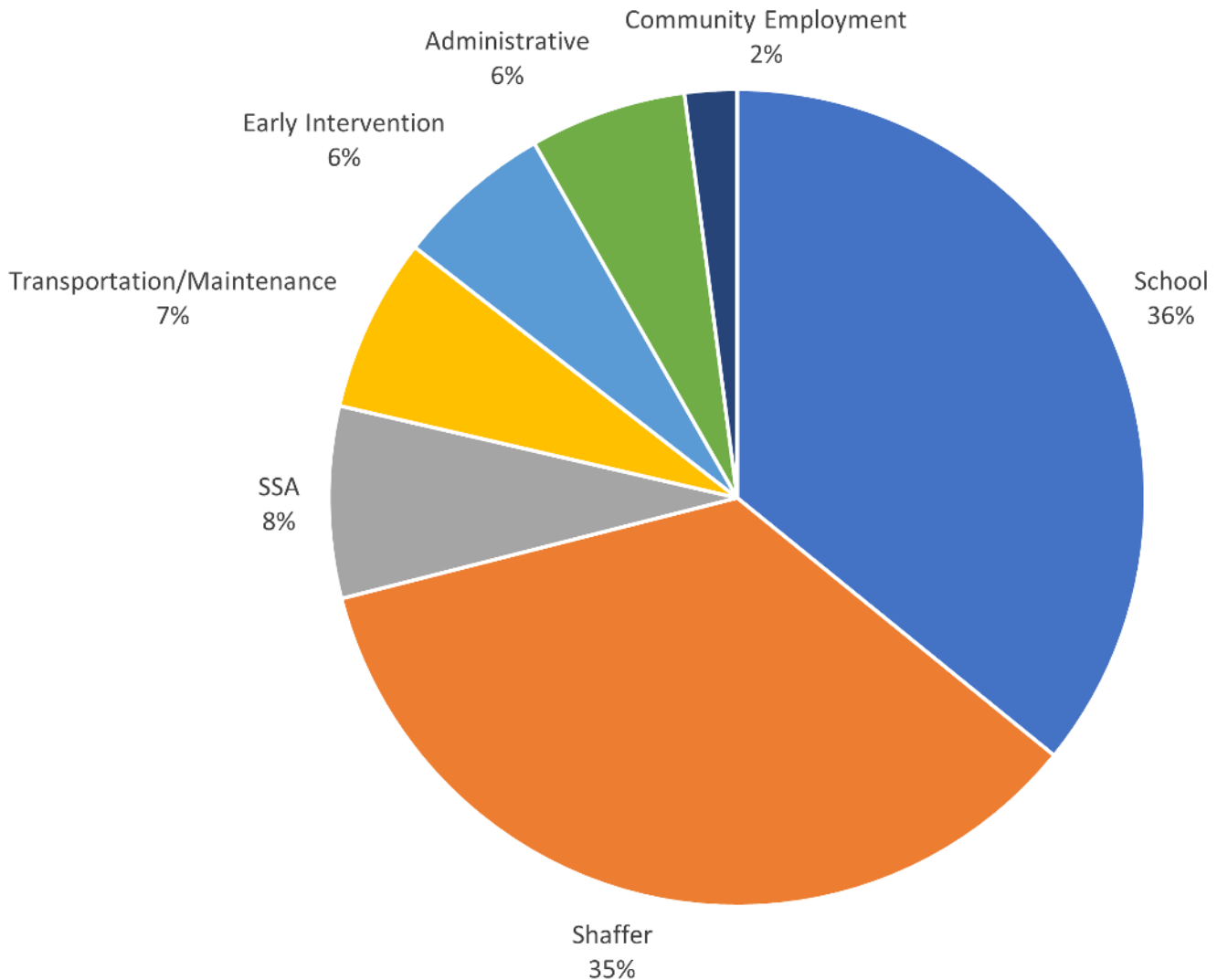


JCBDD increased the number of people served in the community employment department by 29% from 2021 to 2022 with a total number of 62 people.

Learning & Growth Results

A major focus for the County Board in 2022 was a focus on its workforce. Below are key workforce results.

2022 Employees per Department



Building a community of belonging.



Jefferson County Board of Developmental Disabilities
256 John Scott Highway,
Steubenville, OH 43952



Website: www.jcbdd.com



Facebook: <https://www.facebook.com/JeffersonCountyBoardofDD/>